



Heritage Foods Limited

Sector : Dairy/FMCG

Thursday, January 21, 2016

BSE ₹489.00

NSE ₹487.65

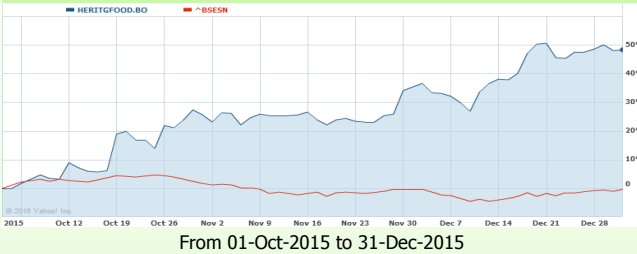
Q3FY16 Financial Highlights

Stock Information

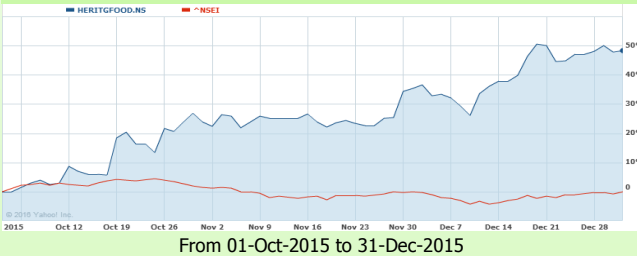
Market Cap (₹)	11,344.30Mn
52 Week High / Low (BSE)	594.00/280.00
52 Week High / Low (NSE)	595.00/282.90
Face Value (₹)	10.00
Book Value (₹)	83.20
Industry P/E	44.11
BSE Code	519552
NSE Code	HERITGFOOD

- ⇒ The Income from Operations was up by 14.05% at Rs. 5,825.89 Mn as against Rs. 5,107.98 Mn in Q3FY15. The Turnover for Q2FY16 was at Rs. 5,868.32 Mn.
- ⇒ The EBITDA was up by 62.91% at Rs. 311.36 Mn as against Rs. 191.13 Mn in Q3FY15. The EBITDA for Q2FY16 was at Rs. 364.44 Mn.
- ⇒ The PAT was up by 107.43% at Rs. 113.71 Mn as against Rs. 54.82 Mn in Q3FY15. The PAT for Q2FY16 was at Rs. 152.93 Mn.

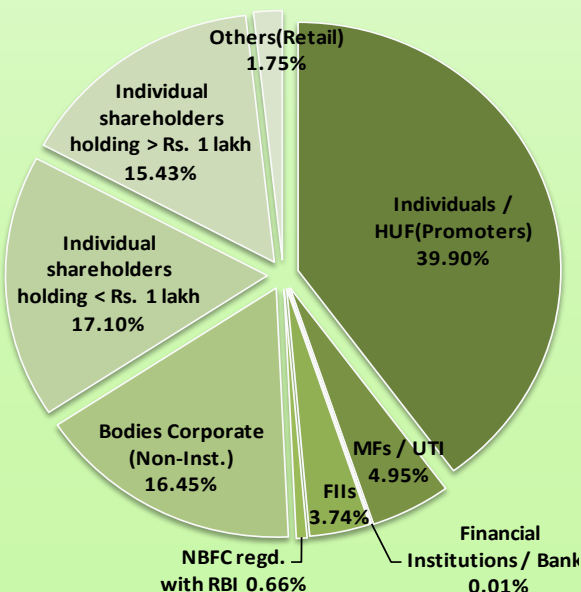
Heritage Foods Ltd vis-à-vis Sensex



Heritage Foods Ltd vis-à-vis Nifty

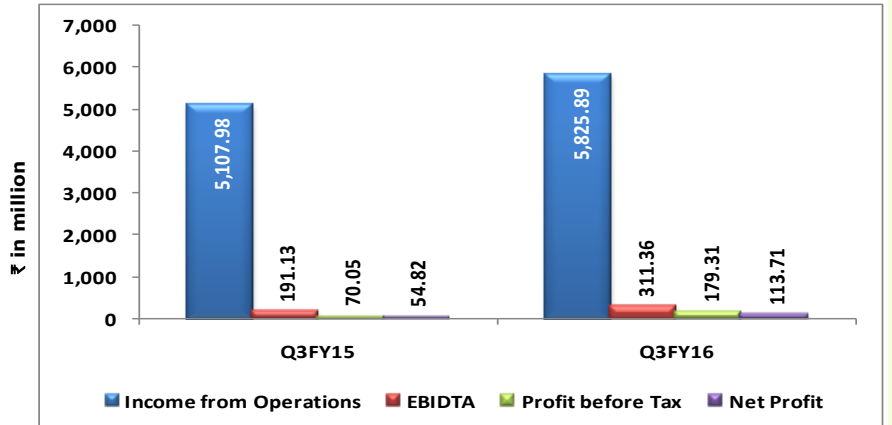


Shareholding pattern as on 31 Dec, 2015

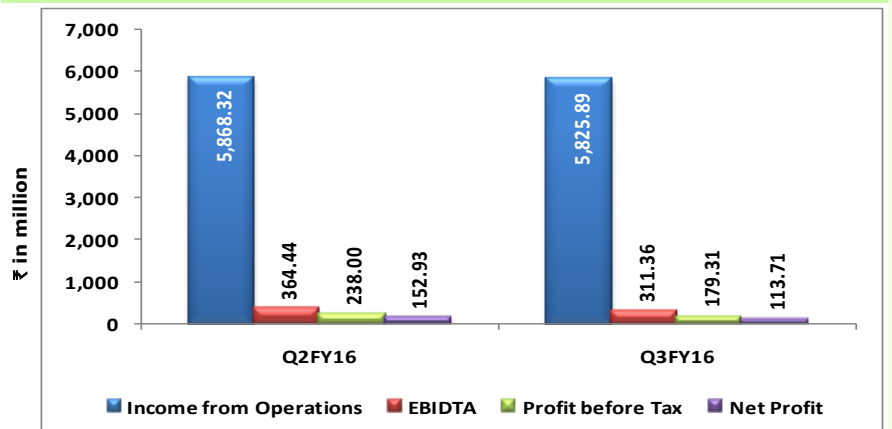


Particulars	Q3FY16	Q2FY16	Q3FY15
Income from Operations	5,825.89	5,868.32	5,107.98
Other Income	11.71	12.41	7.47
Total Income	5,837.60	5,880.73	5,115.46
Expenditure	5,526.25	5,516.29	4,924.33
EBIDTA	311.36	364.44	191.13
Depreciation	85.61	86.37	86.35
EBIT	225.75	278.07	104.78
Finance cost	32.74	40.08	34.73
Exceptional Items	13.70	-	-
Profit before Tax	179.31	238.00	70.05
Provision for Taxation	65.60	85.06	15.23
Extraordinary Items	-	-	-
Net Profit	113.71	152.93	54.82
Earning Per Share(₹)	4.90	6.59	2.36

Q3FY15 Vs Q3FY16



Q2FY16 Vs Q3FY16



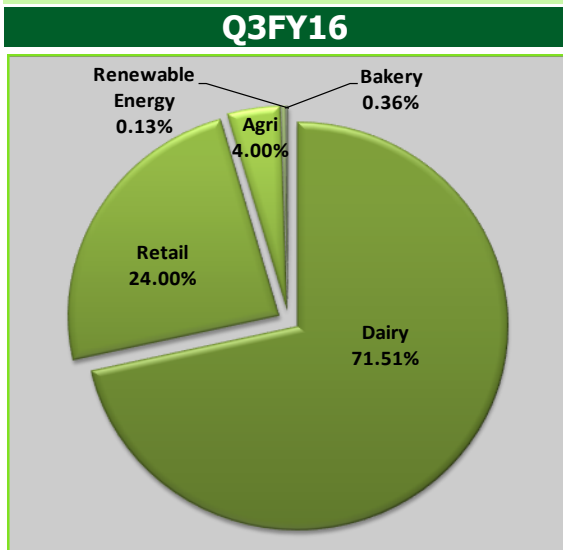


Heritage Foods Limited

Financial performance as on December 31, 2015 (₹ in Million)

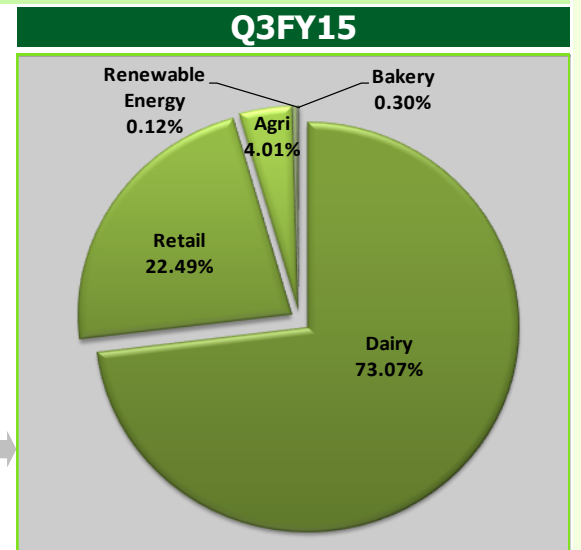
PARTICULARS	Quarter Ended			Year Ended
	31-Dec-15	30-Sep-15	31-Dec-14	31-Mar-15
	Unaudited	Unaudited	Unaudited	Audited
Net Sales/Income from Operations	5,716.77	5,760.30	5,026.09	20,334.81
Other Operating Income	109.12	108.03	81.89	394.85
Total	5,825.89	5,868.32	5,107.98	20,729.66
Cost of materials consumed	3,756.28	3,186.92	3,398.44	13,139.35
Purchase of stock in trade	1,265.03	1,193.87	1,028.96	4,218.42
Changes in inventories of finished goods, work-in-progress and stock in trade	(408.29)	206.24	(265.63)	(507.93)
Employees benefit expense	345.53	350.15	276.43	1,107.24
Depreciation and Amortisation expense	85.61	86.37	86.35	339.90
Other expenses	567.70	579.11	486.13	1,952.25
Total	5,611.85	5,602.66	5,010.68	20,249.24
Profit/(Loss) from operations before other income, finance cost and exceptional items	214.04	265.67	97.30	480.43
Other income	11.71	12.41	7.47	70.27
Profit/(Loss) from ordinary activities before finance cost and exceptional items	225.75	278.07	104.78	550.69
Finance cost	32.74	40.08	34.73	159.30
Profit/(Loss) from ordinary activities after finance cost and before exceptional items	193.01	237.99	70.05	391.39
Exceptional items	13.70	-	0.00	-
Profit/(Loss) from ordinary activities before tax	179.31	237.99	70.05	391.39
Tax expense	65.60	85.06	15.23	109.29
Profit/(Loss) from ordinary activities after tax	113.71	152.93	54.82	282.10
Extraordinary Items	-	-	0.00	-
Net Profit/(Loss)	113.71	152.93	54.82	282.10
Paid-up Equity Share Capital	231.99	231.99	231.99	231.99
Reserves (excluding revaluation reserve)	-	-	-	1,698.13
Earning Per Share before Extra Ordinary Items				
Basic (₹)	4.90	6.59	2.36	12.16
Diluted (₹)	4.90	6.59	2.36	12.16
Earning Per Share After Extra Ordinary Items				
Basic (₹)	4.90	6.59	2.36	12.16
Diluted (₹)	4.90	6.59	2.36	12.16

Segment-wise Revenue break-up



Segment	Revenue(mn)
Dairy	4,303.50
Retail	1,444.44
Agri	240.63
Bakery	21.50
Renewable Energy	7.85

Segment	Revenue(mn)
Dairy	3,860.40
Retail	1,188.31
Agri	211.95
Bakery	16.11
Renewable Energy	6.48





Heritage Foods Limited

Micro Developments

- ⇒ The Heritage Foods Ltd Board has approved the establishment / setting up 2.1MW Wind Power Project in Andhra Pradesh for Captive Consumption. The Board has appointed M/s. Suzlon Energy Limited as Turnkey Contractor for setting up of the 2.1MW Wind Power Plant in Andhra Pradesh.
- ⇒ The Dairy division has won the Prestigious National Energy Conservation Awards (NECA - 2015) in Dairy Sector.
- ⇒ The Retail Business bagged the IMAGES Most Admired Food & Grocery Retailer of the Year - Regional Super Market : Heritage Fresh.

Shareholding Pattern as on December 31, 2015

Category of Shareholder	No. of Share holders	Total No. of Shares	Total No. of Shares held in Dematerialized Form	Total Shareholding as a % of total No. of Shares		Shares pledged or otherwise encumbered	
				As a % of (A+B)	As a % of (A+B+C)	Number of shares	As a % of Total No. of Shares
(A) Shareholding of Promoter and Promoter Group							
(1) Indian							
Individuals / Hindu Undivided Family & others	14	9,256,846	9,256,846	39.90	39.90	0	0.00
Sub Total	14	9,256,846	9,256,846	39.90	39.90	0	0.00
(2) Foreign							
Total shareholding of Promoter and Promoter Group (A)							
	14	9,256,846	9,256,846	39.90	39.90	0	0.00
(B) Public Shareholding							
(1) Institutions							
Mutual Funds / UTI	17	1,149,116	1,131,016	4.95	4.95	0	0.00
Financial Institutions / Banks	1	1,794	1,794	0.01	0.01	0	0.00
Foreign Institutional Investors	6	866,509	866,509	3.74	3.74	0	0.00
Sub Total	24	2,017,419	1,999,319	8.70	8.70	0	0.00
(2) Non-Institutions							
Bodies Corporate	408	3,817,284	3,803,984	16.45	16.45	0	0.00
Individuals							
Individual shareholders holding nominal share capital up to Rs. 1 lakh	13,471	3,967,118	3,154,880	17.10	17.10	0	0.00
Individual shareholders holding nominal share capital in excess of Rs. 1 lakh	29	3,580,142	3,480,142	15.43	15.43	0	0.00
NBFC registered with RBI	2	153,412	153,412	0.66	0.66	0	0.00
Any Others (Specify)	539	406,779	326,579	1.74	1.74	0	0.00
Non Resident Indians	454	374,597	302,397	1.61	1.61	0	0.00
Overseas Corporate Bodies	2	8,000	0	0.03	0.03	0	0.00
Clearing Members	80	19,645	19,645	0.08	0.08	0	0.00
Trusts	3	4,537	4,537	0.02	0.02	0	0.00
Sub Total	14,449	11,924,735	10,918,997	51.40	51.40	0	0.00
Total Public shareholding (B)	14,473	13,942,154	12,918,316	60.10	60.10	0	0.00
Total (A)+(B)	14,487	23,199,000	22,175,162	100.00	100.00	0	0.00
(C) Shares held by Custodians and against which Depository Receipts have been issued							
	0	0	0	0.00	0.00	0	0.00
Total (A)+(B)+(C)	14,487	23,199,000	22,175,162	100.00	100.00	0	0.00

*If you are interested to meet the company's management please do contact us, we shall be glad to facilitate the meeting.
Mum: +91 22 6149 1631 Hyd: +91 40 4467 7320 E-Mail: ir@irkcpl.com*

Disclaimer: The views and information expressed by investor relations professionals in Investor Update are their own, and not that of the company officials. KCPL (Karvy Computershare Pvt. Ltd) advises the users to check with certified experts before taking any investment decisions.